




























ESK Series

Hospital Bed Line







MEDICAL FURNITURE














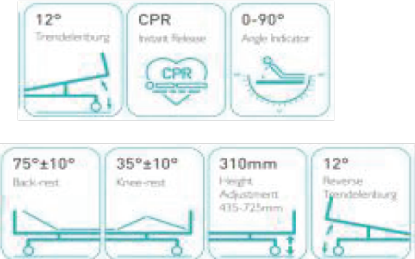
| | | | |
|----------|-----------------------|---|--|
| <p>1</p> | <p>ESK-Y8y</p> | <p>Electric Bed Five Functions</p> <ul style="list-style-type: none"> ▶ Double auto-regression function for bed platform ▶ Super-low bed position 350mm ▶ PP bed platform , Removable & washable ▶ Inserted-type PP head foot board, one step quick release with patent safe lock ▶ PP safety guardrail with two steps unlocking system,patent design <p>Technical Parameters :</p> <ul style="list-style-type: none"> ▶ External Size (LxWxH): 2130x1050x(350-800)mm ▶ Mattress Platform : 1925x880mm ▶ Safe Working Load: 250kg ▶ Back-rest Adjustment : 0-75°(±10°) ▶ Knee-rest Adjustment : 0-35°(±10°) ▶ Reverse Trendelenburg : 0-16° ▶ Trendelenburg : 0-16° ▶ Angle Indicator for back rest and trendelenburg <p>Technical Configuration :</p> <ul style="list-style-type: none"> ▶ Linear Motor: 4pcs ▶ 5" Double Side Cators , Central Locking System : 4pcs ▶ ABS Oasis Side Rail Extra Height: 1 set ▶ ABS Oasis Bed Ends with Safe Lock: 1 set ▶ PP Bed Platform ,Removable&Washable : 9pcs ▶ Plastic Socket Inside PP Guardrail for Phone or Glasses: 2pcs ▶ Patent Angle Indicator For Back-rest And Trendelenburg Position: 4pcs ▶ φ100mm Wall Bumper Wheel: 4pcs ▶ IV Pole: 1set ▶ IV Pole Prevision : 4pcs ▶ Drainage Hook: 2pcs ▶ Central Locking Pedal: 2pcs ▶ Manual CPR ▶ ABS Mattress Stopper: 2pcs <p>Optional features (extra charge)</p> <ul style="list-style-type: none"> ▶ Electric CPR ▶ Emergency stop Button ▶ Weighing system ▶ Bed extension 200mm ▶ Back up battery ▶ Nurse Control Panel |  <div style="display: flex; flex-wrap: wrap; justify-content: space-around;"> <div style="border: 1px solid black; padding: 5px; margin: 5px;"> <p>75°±10° Back-rest</p>  </div> <div style="border: 1px solid black; padding: 5px; margin: 5px;"> <p>35°±10° Knee-rest</p>  </div> <div style="border: 1px solid black; padding: 5px; margin: 5px;"> <p>450mm Height Adjustment 350-800mm</p>  </div> <div style="border: 1px solid black; padding: 5px; margin: 5px;"> <p>16° Reverse Trendelenburg</p>  </div> </div> <div style="display: flex; flex-wrap: wrap; justify-content: space-around; margin-top: 10px;"> <div style="border: 1px solid black; padding: 5px; margin: 5px;"> <p>weight Weighing System 8888.0</p>  </div> <div style="border: 1px solid black; padding: 5px; margin: 5px;"> <p>CPR Instant Release</p>  </div> <div style="border: 1px solid black; padding: 5px; margin: 5px;"> <p>0-90° Angle Indicator</p>  </div> <div style="border: 1px solid black; padding: 5px; margin: 5px;"> <p>100+60mm Auto-regression</p>  </div> </div> <div style="display: flex; flex-wrap: wrap; justify-content: space-around; margin-top: 10px;"> <div style="border: 1px solid black; padding: 5px; margin: 5px;"> <p>16° Trendelenburg</p>  </div> <div style="border: 1px solid black; padding: 5px; margin: 5px;"> <p>Cardiac Chair Position</p>  </div> <div style="border: 1px solid black; padding: 5px; margin: 5px;"> <p>Applicable for C-arm Examination</p>  </div> <div style="border: 1px solid black; padding: 5px; margin: 5px;"> <p>200mm Bed Extension</p>  </div> </div> <div style="display: flex; flex-wrap: wrap; justify-content: space-around; margin-top: 10px;"> <div style="border: 1px solid black; padding: 5px; margin: 5px;"> <p>30° Position Line</p>  </div> <div style="border: 1px solid black; padding: 5px; margin: 5px;"> <p>Built-in LED Torch</p>  </div> </div> |
| <p>2</p> | <p>ESK-Y6y</p> | <p>Electric Bed Three Functions</p> <ul style="list-style-type: none"> ▶ Double auto-regression function for bed platform ▶ Super-low bed position 360mm ▶ PP bed platform , Removable & washable ▶ Inserted-type PP head foot board, one step quick release with patent safe lock ▶ PP safety guardrail with two steps unlocking system,patent design <p>Technical Parameters :</p> <ul style="list-style-type: none"> ▶ External Size (LxWxH): 2130x1050x(360-800)mm ▶ Mattress Platform : 1925x880mm ▶ Safe Working Load: 250kg ▶ Back-rest Adjustment : 0-75°(±10°) ▶ Knee-rest Adjustment : 0-35°(±10°) ▶ Angle Indicator for back rest <p>Technical Configuration :</p> <ul style="list-style-type: none"> ▶ Linear Motor: 3pcs ▶ 5" Double Side Cators , Central Locking System : 4pcs ▶ ABS Oasis Side Rail Extra Height: 1 set ▶ ABS Oasis Bed Ends with Safe Lock: 1 set ▶ PP Bed Platform , Removable & Washable: 9pcs ▶ Plastic Socket Inside PP Guardrail for Phone or Glasses: 2pcs ▶ Patent Angle Indicator For Back-rest And Trendelenburg Position: 4pcs ▶ φ100mm Wall Bumper Wheel: 4pcs ▶ IV Pole: 1set ▶ IV Pole Prevision : 4pcs ▶ Drainage Hook: 2pcs ▶ Central Locking Pedal: 2pcs ▶ ABS Mattress Stopper: 2pcs <p>Optional features (extra charge)</p> <ul style="list-style-type: none"> ▶ Manual CPR ▶ Electric CPR ▶ Bed extension 200mm ▶ Back up battery ▶ Monkey pole ▶ Nurse Control Panel ▶ Emergency Stop Button ▶ Directional wheels function ▶ 5th and 6th Extra Side Rail For Full Protection |  <div style="display: flex; flex-wrap: wrap; justify-content: space-around;"> <div style="border: 1px solid black; padding: 5px; margin: 5px;"> <p>200mm Bed Extension</p>  </div> <div style="border: 1px solid black; padding: 5px; margin: 5px;"> <p>100+60mm Auto-regression</p>  </div> <div style="border: 1px solid black; padding: 5px; margin: 5px;"> <p>30° Position Line</p>  </div> <div style="border: 1px solid black; padding: 5px; margin: 5px;"> <p>Built-in LED Torch</p>  </div> </div> <div style="display: flex; flex-wrap: wrap; justify-content: space-around; margin-top: 10px;"> <div style="border: 1px solid black; padding: 5px; margin: 5px;"> <p>75°±10° Back-rest</p>  </div> <div style="border: 1px solid black; padding: 5px; margin: 5px;"> <p>35°±10° Knee-rest</p>  </div> <div style="border: 1px solid black; padding: 5px; margin: 5px;"> <p>440mm Height Adjustment 360-800mm</p>  </div> <div style="border: 1px solid black; padding: 5px; margin: 5px;"> <p>CPR Instant Release</p>  </div> <div style="border: 1px solid black; padding: 5px; margin: 5px;"> <p>0-90° Angle Indicator</p>  </div> </div> |








| | | | |
|----------|----------------|---|---|
| <p>3</p> | <p>ESK-Y6w</p> | <p>Electric Bed Three Functions Technical Parameters : ▶ External Size (LxWxH): 2130x1015x(365-805)mm ▶ Mattress Platform : 1925x880mm ▶ Safe Working Load: 250kg ▶ Back-rest Adjustment : 0-75°(±10°) ▶ Knee-rest Adjustment : 0-35°(±10°) Technical Configuration : ▶ Linear Motor: 3pcs ▶ 5" Covered Castors with Brake: 4pcs ▶ Foldable Side Rail with ProErgo -Handle™: 1 set ▶ ABS Oasis Bed Ends with Safe Lock: 1 set ▶ PP Bed Platform ,Removable & Washable: 9pcs ▶ Plastic Socket Inside PP Guardrail for Phone or Glasses: 2pcs ▶ Patent Angle Indicator For Back-rest And Trendelenburg Position: 4pcs ▶ φ100mm Wall Bumper Wheel:4pcs ▶ IV Pole: 1set ▶ IV Pole Prevision : 4pcs ▶ Drainage Hook: 2pcs ▶ ABS Mattress Stopper: 2pcs Optional features ▶ Manual CPR ▶ Electric CPR ▶ Bed extension 200mm ▶ Back up battery ▶ Nurse Control Panel ▶ Emergency Stop Button ▶ Directional wheels function ▶ Monkey Pole ▶ Balkan Frame</p> |   |
| <p>4</p> | <p>ESK-X9x</p> | <p>Electric Bed 3 FUNCTIONS Technical Parameters : ▶ External Size (LxWxH): (2040-2240)x1020x(500-950)mm ▶ Mattress Platform : (1820-2020)x820mm ▶ Safe Working Load: 250kg ▶ Back-rest Adjustment : 0-75°(±10°) ▶ Knee-rest Adjustment : 0-20°(±10°) ▶ Reverse Trendelenburg : 0-18° ▶ Trendelenburg : 0-18° ▶ Angle Indicator: 0-90° ▶ Bed Extension: 200mm Technical Configuration : ▶ LINAK Motor: 6pcs ▶ 6" Double Side Secure@Castors,Central Locking: 4pcs ▶ ABS Side Rail with Integrated Control Panel: 1set ▶ ABS Bed Ends One Step Removable: 1set ▶ Φ75mm Wall Bumper Wheel: 4pcs ▶ IV Pole: 1set ▶ IV Pole Prevision : 4pcs ▶ Drainage Hook: 4pcs ▶ 5th Directional Wheel Pedal: 2pcs ▶ Central Locking Pedal: 2pcs ▶ x-ray Translucent Mattress Platform: 1set ▶ Back-up Battery:1set ▶ Night Light: 1set ▶ Bed Push Handle for Emergency Transfer : 1set ▶ Manual CPR ▶ Electric CPR Optional features ▶ Weighing System with LCD Screen ▶ Data Storage System ▶ Monkey Pole</p> |   |





| | | | |
|----------|-----------------------|---|---|
| <p>5</p> | <p>ESK-D8d</p> | <p>Electric Bed Technical Parameters : ▶ External Size (LxWxH): 2280x1090x(435-725)mm ▶ Mattress Platform : 1925x900mm ▶ Safe Working Load: 250kg ▶ Back-rest Adjustment : 0-75°(±10°) ▶ Knee-rest Adjustment : 0-35°(±10°) ▶ Reverse Trendelenburg : 0-12° ▶ Trendelenburg : 0-12° ▶ Angle Indicator: 0-90° Technical Configuration : ▶ Linear Motor: 4pcs ▶ 5" Double Side Secure@Castors, Central Locking: 4pcs ▶ ABS Grace Side Rail with Integrated Control Panel: 1set ▶ ABS Grace Bed Ends with Integrated LCD Control Panel: 1set ▶ Φ85mm Wall Bumper Wheel: 4pcs ▶ Trapeze Socket: 2pcs ▶ IV Pole: 1set ▶ IV Pole Prevision : 4pcs ▶ Drainage Hook: 2pcs ▶ Central Locking Pedal: 2pcs ▶ Manual CPR Optional features (extra charge) ▶ Electric CPR ▶ Weighing System with LCD Screen ▶ Bed extension 200mm ▶ Back up battery ▶ Cardiac Position ▶ ABS Bed Surface ▶ x-ray Bed Surface ▶ Monkey Pole ▶ Balkan Traction Frame ▶ Directional wheels function</p> |   |
| <p>6</p> | <p>ESK-D6w</p> | <p>Electric Bed Three Functions Technical Parameters : ▶ External Size (LxWxH): 2245x1000x(435-745)mm ▶ Mattress Platform : 1925x830mm ▶ Safe Working Load: 250kg ▶ Back-rest Adjustment : 0-75°(±10°) ▶ Knee-rest Adjustment : 0-35°(±10°) Technical Configuration : ▶ Linear Motor: 3pc ▶ 5" Hardshell Cator: 4pcs ▶ Foldable Side Rail with ProErgo -Handle™: 1set ▶ ABS Grace Bed Ends with Safe Lock: 1set ▶ IV Pole: 1set ▶ IV Pole Prevision : 4pcs ▶ Drainage Hook: 2pcs ▶ Hand controller : 1pc</p> |   |



| | | | |
|----|---------|--|--|
| 7 | ESK-D3d | <p>Manual Bed 3 CRANKS Technical Parameters : ▶ External Size (LxWxH): 2245x1090x(435-745)mm ▶ Mattress Platform : 1925x900mm ▶ Safe Working Load: 250kg ▶ Back-rest Adjustment : 0-75°(±10°) ▶ Knee-rest Adjustment : 0-35°(±10°) Technical Configuration : ▶ Manual Cranks: 3pcs ▶ 5" Double Side Secure®Castors,Central Locking: 4pcs ▶ ABS Grace Side Rail Extra Height: 1set ▶ ABS Grace Bed Ends with Safe Lock: 1set ▶ Central Locking Pedal: 2pcs ▶ IV Pole: 1set ▶ IV Pole Prevision : 4pcs ▶ Drainage Hook: 2pcs</p> |   |
| 8 | ESK-D3w | <p>Manual Bed 3 CRANKS Technical Parameters : ▶ External Size (LxWxH): 2245x1000x(435-745)mm ▶ Mattress Platform : 1925x830mm ▶ Safe Working Load: 250kg ▶ Back-rest Adjustment : 0-75°(±10°) ▶ Knee-rest Adjustment : 0-35°(±10°) Technical Configuration : ▶ Manual Cranks: 3pcs ▶ 5" Hardshell Castors: 4pcs ▶ Foldable Side Rail with ProErgo -Handle™: 1set ▶ ABS Grace Bed Ends with Safe Lock: 1set ▶ IV Pole: 1set ▶ IV Pole Prevision : 4pcs ▶ Drainage Hook: 2pcs</p> |   |
| 9 | ESK-D2w | <p>Manual Bed 2 CRANKS Technical Parameters : ▶ External Size (LxWxH): 2245x1000x510mm ▶ Mattress Platform : 1925x830mm ▶ Safe Working Load: 250kg ▶ Back-rest Adjustment : 0-75°(±10°) ▶ Knee-rest Adjustment : 0-35°(±10°) Technical Configuration : ▶ Manual Cranks:2pcs ▶ 5" Hardshell Castors: 4pcs ▶ Foldable Side Rail with ProErgo -Handle™: 1set ▶ ABS Grace Bed Ends with Safe Lock: 1set ▶ IV Pole: 1set ▶ IV Pole Prevision : 4pcs ▶ Drainage Hook: 2pcs ▶ Shoes Holder</p> |   |
| 10 | ESK-E8e | <p>Electric Bed Five Functions Technical Parameters : ▶ External Size (LxWxH): 2170x1065x(435-725)mm ▶ Mattress Platform : 1925x900mm ▶ Safe Working Load: 250kg ▶ Back-rest Adjustment : 0-75°(±10°) ▶ Knee-rest Adjustment : 0-35°(±10°) ▶ Reverse Trendelenburg : 0-12° ▶ Trendelenburg : 0-12° ▶ Angle Indicator: 0-90° Technical Configuration : ▶ Linear Motor: 4pcs ▶ 5" Double Side Secure®Castors,Central Locking: 4pcs ▶ ABS Side Rail Extra Height: 1set ▶ ABS Bed Ends with Safe Lock: 1set ▶ Hand controller : 1set ▶ IV Pole: 1set ▶ IV Pole Prevision : 4pcs ▶ Drainage Hook: 2pcs ▶ Central Locking Pedal: 2pcs Optional features (extra charge) ▶ Manual CPR ▶ Electric CPR ▶ Weighing System ▶ Back up battery ▶ x-ray Bed Surface ▶ Monkey Pole ▶ Balkan Traction Frame ▶ Directional wheel</p> |   |



| | | | |
|----|---------|--|--|
| 11 | ESK-B6e | <p>Electric Bed Three Functions Technical Parameters : ▶ External Size (LxWxH): 2170x1060x(435-745)mm ▶ Mattress Platform : 1925x900mm ▶ Safe Working Load: 250kg ▶ Back-rest Adjustment : 0-75°(±10°) ▶ Knee-rest Adjustment : 0-35°(±10°) Technical Configuration : ▶ Linear motor: 3pcs ▶ Hand controller : 1pc ▶ 5" Hardshell Castor: 4pcs ▶ ABS Side Rail Extra Height: 1set ▶ ABS Bed Ends with Safe Lock: 1set ▶ IV Pole: 1set ▶ IV Pole Prevision : 4pcs ▶ Drainage Hook: 2pcs</p> |  <div style="display: flex; justify-content: space-around; margin-top: 10px;"> <div style="border: 1px solid black; padding: 5px; text-align: center;">75°±10° Back-rest</div> <div style="border: 1px solid black; padding: 5px; text-align: center;">35°±10° Knee-rest</div> <div style="border: 1px solid black; padding: 5px; text-align: center;">310mm Height Adjustment 435-745mm</div> <div style="border: 1px solid black; padding: 5px; text-align: center;">0-90° Angle Indicator</div> </div> |
| 12 | ESK-B4w | <p>Manual Bed Five Functions Technical Parameters : ▶ External Size (LxWxH): 2180x960x(460-710)mm ▶ Mattress Platform : 1925x830mm ▶ Safe Working Load: 250kg ▶ Back-rest Adjustment : 0-75°(±10°) ▶ Knee-rest Adjustment : 0-35°(±10°) ▶ Reverse Trendelenburg : 0-12° ▶ Trendelenburg : 0-12° Technical Configuration : ▶ Manual Cranks: 4pcs ▶ 5" Hardshell Castors: 4pcs ▶ Foldable Side Rail with ProErgo -Handle™: 1set ▶ ABS Bed Ends with Safe Lock: 1set ▶ IV Pole: 1set ▶ IV Pole Prevision : 4pcs ▶ Drainage Hook: 2pcs</p> |  <div style="display: flex; justify-content: space-around; margin-top: 10px;"> <div style="border: 1px solid black; padding: 5px; text-align: center;">75°±10° Back-rest</div> <div style="border: 1px solid black; padding: 5px; text-align: center;">35°±10° Knee-rest</div> <div style="border: 1px solid black; padding: 5px; text-align: center;">250mm Height Adjustment 460-710mm</div> <div style="border: 1px solid black; padding: 5px; text-align: center;">12° Reverse Trendelenburg</div> <div style="border: 1px solid black; padding: 5px; text-align: center;">12° Trendelenburg</div> </div> |
| 13 | ESK-A6k | <p>Electric Bed Three Functions Technical Parameters : ▶ External Size (LxWxH): 2110x960x(400-710)mm ▶ Mattress Platform : 1925x820mm ▶ Safe Working Load: 200kg ▶ Back-rest Adjustment : 0-75°(±10°) ▶ Knee-rest Adjustment : 0-35°(±10°) Technical Configuration : ▶ Linear Motor: 3pcs ▶ Hand controller : 1pc ▶ 5" Covered Castor: 4pcs ▶ Foldable Side Rail: 1set ▶ ABS Bed Ends with Safe Lock: 1set ▶ IV Pole: 1set ▶ IV Pole Prevision : 4pcs ▶ Drainage Hook: 4pcs ▶ ABS Mattress Stopper: 2pcs</p> |  <div style="display: flex; justify-content: space-around; margin-top: 10px;"> <div style="border: 1px solid black; padding: 5px; text-align: center;">75°±10° Back-rest</div> <div style="border: 1px solid black; padding: 5px; text-align: center;">35°±10° Knee-rest</div> <div style="border: 1px solid black; padding: 5px; text-align: center;">310mm Height Adjustment 400-710mm</div> </div> |
| 14 | ESK-A3k | <p>Manual Bed Three Cranks Technical Parameters : ▶ External Size (LxWxH): 2110x960x(400-710)mm ▶ Mattress Platform : 1925x820mm ▶ Safe Working Load: 200kg ▶ Back-rest Adjustment : 0-75°(±10°) ▶ Knee-rest Adjustment : 0-35°(±10°) Technical Configuration : ▶ Manual Cranks: 3pcs ▶ 5" Covered Castors: 4pcs ▶ Foldable Side Rail: 1set ▶ ABS Bed Ends with Safe Lock: 1set ▶ IV Pole: 1set ▶ IV Pole Prevision : 4pcs ▶ ABS Mattress Holder: 2pcs</p> |  <div style="display: flex; justify-content: space-around; margin-top: 10px;"> <div style="border: 1px solid black; padding: 5px; text-align: center;">75°±10° Back-rest</div> <div style="border: 1px solid black; padding: 5px; text-align: center;">35°±10° Knee-rest</div> <div style="border: 1px solid black; padding: 5px; text-align: center;">310mm Height Adjustment 400-710mm</div> </div> |
| 15 | ESK-A2k | <p>Manual Bed Two Cranks Technical Parameters : ▶ External Size (LxWxH): 2110x960x490mm ▶ Mattress Platform : 1925x820mm ▶ Safe Working Load: 200kg ▶ Back-rest Adjustment : 0-75°(±10°) ▶ Knee-rest Adjustment : 0-35°(±10°) Technical Configuration : ▶ Manual Cranks: 2pcs ▶ 5" Covered Castors: 4pcs ▶ Foldable Side Rail: 1set ▶ ABS Bed Ends with Safe Lock: 1set ▶ IV Pole: 1set ▶ IV Pole Prevision : 4pcs ▶ Drainage Hook: 4pcs ▶ ABS Mattress Holder: 2pcs</p> |  <div style="display: flex; justify-content: space-around; margin-top: 10px;"> <div style="border: 1px solid black; padding: 5px; text-align: center;">75°±10° Back-rest</div> <div style="border: 1px solid black; padding: 5px; text-align: center;">35°±10° Knee-rest</div> </div> |

| | | | |
|----|---------|---|--|
| 16 | ESK-A1k | <p>Manual Bed One Crank Technical Parameters : ▶ External Size (LxWxH): 2110x960x500mm ▶ Mattress Platform : 1890x830mm ▶ Safe Working Load: 200kg ▶ Back-rest Adjustment : 0-75°(±10°) Technical Configuration : ▶ Manual Cranks: 1pc ▶ 5" Covered Castors: 4pcs ▶ Foldable Side Rail: 1set ▶ ABS Bed Ends with Safe Lock: 1set ▶ IV Pole: 1set ▶ IV Pole Prevision : 4pcs ▶ Drainage Hook: 2pcs ▶ ABS Mattress Holder: 2pcs</p> |  |
| 17 | ESK-H6k | <p>Electric Homecare Bed Technical Parameters : ▶ External Size (LxWxH): 2015x1050x(360-800)mm ▶ Mattress Platform : 1925x880mm ▶ Back-rest Adjustment : 0-75°(±10°) ▶ Knee-rest Adjustment : 0-35°(±10°) Technical Configuration : ▶ Linear Motor: 3pcs ▶ 5" Double Side Castors,Central Locking: 4pcs ▶ Wood Bed Ends with Soft Leather Upholstery: 1set ▶ Wood Bed Side Panel: 1set ▶ Aluminium Alloy Foldable Side Rail: 1set ▶ IV Pole: 1set ▶ IV Pole Prevision : 4pcs ▶ Drainage Hook: 2pcs ▶ ABS Mattress Holder: 2pcs Optional: ▶ Water proof mattress 10cm thickness</p> |  |

Orthopedic Bed


| | | | |
|----|----------|--|--|
| 18 | ESK-GB8e | <p>Manual Homecare Bed Technical Parameters : ▶ External Size (LxWxH): 2250x1060x(435-725)mm ▶ Mattress Platform : 1935x900mm ▶ Back-rest Adjustment : 0-75°(±10°) ▶ Knee-rest Adjustment : 0-35°(±10°) ▶ Reverse Trendelenburg : 0-12° ▶ Trendelenburg : 0-12° ▶ Electric CPR function ▶ Safe Working Load: 250kg Technical Configuration : ▶ Linear Motor: 4pcs ▶ 5" Double Side Castors, Central Locking: 4pcs ▶ ABS Side Rail: 1set ▶ ABS Bed Ends with Safe Lock : 1set ▶ IV Pole Prevision : 4pcs ▶ Drainage Hook: 2pcs ▶ Aluminium Balkan Frame: 1set ▶ Central Locking Pedal: 2pc Optional: ▶ Water proof mattress 10cm thickness</p> |  |
| 19 | ESK-GT3k | <p>Manual Homecare Bed Technical Parameters : ▶ External Size (LxWxH): 2270x970x500mm ▶ Mattress Platform : 1925x830mm ▶ Back-rest Adjustment : 0-75°(±10°) ▶ Knee-rest Adjustment : 0-35°(±10°) ▶ Trendelenburg : 0-6° ▶ Safe Working Load: 250kg Technical Configuration : ▶ Manual Cranks: 3pcs ▶ 5" Double Side Castors, Central Locking: 4pcs ▶ Aluminium Alloy Foldable Side Rail: 1set ▶ Aluminium alloy ABS Head and Foot Board with Safe Lock: 1set ▶ IV Pole: 1pc ▶ IV Pole Prevision : 4pcs ▶ Drainage Hook: 2pcs ▶ Aluminium Bakan Frame:1 set ▶ Central Locking Pedal: 2pc Optional: ▶ Water proof mattress 10cm thickness</p> |  |




Children Bed


| | | | |
|----|------------|---|--|
| 20 | ESK-CX2x | <p>Manual Children Bed Two Cranks Technical Parameters : ▶ External Size (LxWxH): 1880x900x1260mm ▶ Bed Height: 585mm ▶ Mattress Platform : 1770x720mm ▶ Back-rest Adjustment : 0-75°(±10°) ▶ Knee-rest Adjustment : 0-35°(±10°) Technical Configuration : ▶ Manual Cranks: 2pcs ▶ 5" Covered Castors: 4pcs ▶ Full Length Side Rail: 1set ▶ Plastic Bed Ends with Cartoon Bear: 1pc ▶ IV Pole Prevision : 4pcs ▶ IV Pole: 1pc ▶ Drainage Hook: 2pcs ▶ Buffer Air Spring: 4pcs Optional: ▶ Water proof mattress 10cm thickness</p> | |
| 21 | ESK-CR0q5s | <p>Flat Children Bed Technical Parameters : ▶ External Size (LxWxH): 1600x740x1040mm ▶ Bed Height: 500mm ▶ Mattress Platform : 1580x660mm Technical Configuration : ▶ 5" Covered Castors: 4pcs ▶ Full Length Side Rail: 1set ▶ Intergrated Bed Ends: 1set ▶ IV Pole: 1pc ▶ IV Pole Prevision : 4pcs ▶ Drainage Hook: 2pcs Optional: ▶ Water proof mattress 10cm thickness</p> | |
| 22 | ESK-CR2q0s | <p>Manual Children Bed Two Cranks Technical Parameters : ▶ External Size (LxWxH): 1600x700x1000mm ▶ Bed Height: 500mm ▶ Mattress Platform : 1580x660mm ▶ Back-rest Adjustment : 0-75°(±10°) ▶ Knee-rest Adjustment : 0-35°(±10°) Technical Configuration : ▶ Manual Cranks: 2pcs ▶ Full Length Side Rail: 1set ▶ Intergrated Bed Ends: 1set ▶ Anti-slip Bed Feet Cover: 4pcs ▶ IV Pole: 1pc ▶ IV Pole Prevision : 4pcs ▶ Drainage Hook: 2pcs ▶ Shoes Holder: 1pc Optional: ▶ Water proof mattress 10cm thickness ▶ Add 4pcs castors</p> | |
| 23 | ESK-CD3q | <p>Manual Children Bed Three Cranks Technical Parameters : ▶ External Size (LxWxH): 2030x1045x(500-770)mm ▶ Mattress Platform : 1705x900mm ▶ Back-rest Adjustment : 0-75°(±10°) ▶ Knee-rest Adjustment : 0-35°(±10°) Technical Configuration : ▶ Manual Cranks: 3pcs ▶ 5" Hardshell Castors: 4pcs ▶ Aluminium Alloy Full Length Side Rail: 1set ▶ ABS Grace Bed Ends with Safe Lock: 1set ▶ IV Pole: 1pc ▶ IV Pole Prevision : 4pcs ▶ Drainage Hook: 2pcs Optional: ▶ Water proof mattress 10cm thickness</p> | |
| 24 | ESK-CT8k | <p>Electric Children Bed Five Functions Technical Parameters : ▶ External Size (LxWxH): 1700x710x(435-725)mm ▶ Mattress Platform : 1485x640mm ▶ Back-rest Adjustment : 0-75°(±10°) ▶ Knee-rest Adjustment : 0-35°(±10°) ▶ Reverse Trendelenburg : 0-12° ▶ Trendelenburg : 0-12° Technical Configuration : ▶ Linear Motor: 4 pcs ▶ 5" Double Side Castors, Central Locking: 4pcs ▶ Aluminium Alloy Side Rail with Extra Protection: 1set ▶ Aluminium Alloy Bed Ends: 1set ▶ IV Pole: 1pc ▶ IV Pole Prevision : 4pcs ▶ Drainage Hook: 2pcs Optional: ▶ Water proof mattress 10cm thickness</p> | |





| | | | |
|----|----------|--|--|
| 25 | ESK-CT2k | <p>Manual Children Bed Two Cranks Technical Parameters : ▶ External Size (LxWxH): 1800x730x500mm ▶ Mattress Platform : 1580x660mm ▶ Back-rest Adjustment : 0-75°(±10°) ▶ Knee-rest Adjustment : 0-35°(±10°) Technical Configuration : ▶ Manual Cranks: 2pc ▶ Aluminium Side Rail with Extra Protection: 1set ▶ Aluminium Bed Ends: 1set ▶ Anti-slip Bed Feet Cover: 4pcs ▶ IV Pole: 1pc ▶ IV Pole Prevision : 4pcs ▶ Drainage Hook: 2pcs ▶ Shoes Holder: 1pc Optional: ▶ Water proof mattress 10cm thickness ▶ Add 4pcs castors</p> |  |
|----|----------|--|--|

Baby Crib


| | | | |
|----|-----------|--|--|
| 26 | ESK-X01-1 | <p>Baby Crib Technical Parameters : ▶ External Size (LxWxH): 875x525x(650-900)mm ▶ Reverse Trendelenburg : 0-12° ▶ Trendelenburg : 0-12° Technical Configuration : ▶ Hydraulic Pump: 1pc ▶ bassinet: 1pc ▶ 3" Double Side Castors: 4pcs ▶ 2cm thickness mattress: 1pc</p> |  |
|----|-----------|--|--|

| | | | |
|----|-----------|--|---|
| 27 | ESK-X01-5 | <p>Baby Crib Technical Parameters : ▶ External Size (LxWxH): 810x520x990mm ▶ Trendelenburg : 0-18° Technical Configuration : ▶ Bassinet : 1pc ▶ 3" Covered Castor: 4pcs ▶ IV Pole Prevision : 2pcs ▶ IV Pole: 1set ▶ Utility Basket: 1pc ▶ Adjustable Air Spring: 1pc ▶ 2cm thickness mattress: 1pc</p> |  |
|----|-----------|--|---|

| | | | |
|----|---------|--|--|
| 28 | ESK-X01 | <p>Baby Crib Technical Parameters : ▶ External Size (LxWxH): 810x490x960mm ▶ Trendelenburg : 0-12° Technical Configuration : ▶ Stainless steel frame ▶ Bassinet : 1pc ▶ 3" Castor with brake: 4pcs ▶ IV Pole Prevision : 1pc ▶ IV Pole: 1set ▶ 2cm thickness mattress: 1pc</p> |  |
|----|---------|--|--|

| | | | |
|----|---------|---|--|
| 29 | ESK-X20 | <p>Pediatric Exam Table Technical Parameters : ▶ External Size (LxWxH): 1800x650x830mm Technical Configuration : ▶ Material:Laminate wood structure with PU mattress ▶ Foot part can be slided out for tall childred ▶ With lockers at table side ▶ With cartoon stickers</p> |  |
|----|---------|---|--|

Bathing Bed

| | | | |
|----|---------|--|--|
| 30 | ESK-Z0n | <p>Electric Bath Bed Technical Parameters : ▶ External Size (LxWxH): 1950x780x(600-830)mm Technical Configuration : ▶ Bed frame made from high quality stainless steel, whole frame surface with mirror finish polishing treatment ▶ Linear Motor: 1pc,water-proof, steadily working ▶ Bed tilt 1° designed for dewatering ▶ Bath tank made of kayak material with high tenacity;inside with high density EVA, heat resistant(+80°, -10°), deforming and aging resistant, easy to be disassembled for sterilization ▶ 5" Covered Castors: 4pcs ▶ Stainless Steel Side Rail: 1set ▶ Stainless Steel Bed Ends: 1set</p> |  |
|----|---------|--|--|